



## Compact Polypropylene Compartment Boxes

- High strength, oil resistant polypropylene, boxes with covers fitted with heavy-duty reinforced hinges
- Hinges have a special "stop" feature which allows the cover to remain in open position
- Covers overlap on all sides of the bottom tray
- Two snap latches assure secure closure
- Stackable



### COMPARTMENT BOX CABINETS

- All steel grey powder coat cabinet holds five plastic compartment boxes
- Bolt holes permit stacking and keyhole slots are furnished for wall mounting
- Convenient carry handle

**DURHAM MFG**  
Est. 1922


Model No.	Overall Dimensions			No. of Compartments	Compartment Dimensions			Wt. lbs.	Price /Each
	W"	x	D"		W"	x	D"		
CB513	11	x	6 3/4	6	1 3/4	x	6 1/4	0.7	
CB509	11	x	6 3/4	12	1 3/4	x	3 1/8	0.7	
CB511	11	x	6 3/4	18	1 3/4	x	2 1/16	0.7	
CB507	13 1/8	x	9	6	2	x	8 1/2	0.8	
CB501	13 1/8	x	9	12	2	x	4 3/32	0.8	
CB503	13 1/8	x	9	18	2	x	(6) 4 3/4 (12) 2	0.8	
CB505	13 1/8	x	9	24	2	x	2	0.8	

### COMPARTMENT BOX RACKS (BOXES NOT INCLUDED)

Model No.	Description	W"	x	D"	x	H"	Wt. lbs.	Price /Each
CB631	Small Box Rack	11 1/4	x	6 3/4	x	10 3/4	7	
CB632	Large Box Rack	13 1/2	x	9 1/8	x	13 1/4	11	

## Compartment Case

- High strength, high quality polypropylene case
- Translucent lid allows for quick view of contents
- Snap latch ensures a secure closure
- Removable dividers allow for different configurations



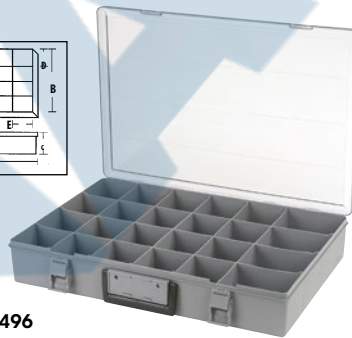
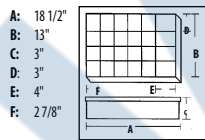
Model No.	Overall Dimensions	No. of Compartments	Wt. lbs.	Price /Each
	W" x D" x H"			
CF333	10 3/4 x 5 3/8 x 1 1/2	Variable up to 17	0.7	
TLZ117	5 3/8 x 5 3/8 x 1 3/8	Variable up to 9	0.3	

**aurora tools**

## Large Cases

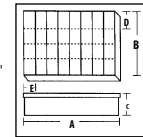
### 18 1/2" L X 13" W

- Large "Super Satchel" organise tool cribs, maintenance departments, shop floors and allow complete portability
- See-through lids allow quick identification of contents
- Brass pinned hinges provide strength and durability
- Molded integral feet, making ideal presentation cases



Model No. **CB496**  
24 compartments  
Weight: 3.5 lbs.  
Price/Each \$

- A: 18 1/2"
- B: 13"
- C: 3"
- D: 2 15/16"
- E: 2 1/8"



Model No. **CB497**  
8 to 32 compartments  
24 partitions provided  
Weight: 3.5 lbs.  
Price/Each \$

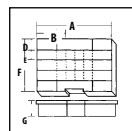
**F Flambeau**

## Small Cases

### 15" L X 11 3/4" W

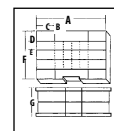
- Small "Satchel" store and organise large, medium, small and flat parts, removable partitions
- See-through lids allow quick identification of contents
- Brass pinned hinges provide strength and durability
- Divided style (CB499) or double case (CB500) with two cases sonically welded back to back
- Can be stored flat or upright

- A: 15"
- B: 2"
- C: 3 1/8"
- D: 2 1/8"
- E: 2"
- F: 11 3/4"
- G: 2 1/2"



Model No. **CB499**  
9 to 24 compartments  
Weight: 2.9 lbs.  
Price/Each \$

- A: 15"
- B: 2"
- C: 3 1/8"
- D: 2 1/8"
- E: 2"
- F: 11 3/4"
- G: 5"



Model No. **CB500**  
18 to 48 compartments  
Weight: 5.8 lbs.  
Price/Each \$

**F Flambeau**