



Auto Stand Trailer Stabilizing Jacks

- Heavy gauge steel construction
- Large base pad (17" x 18 1/2")
- Gas activated, self levelling system
- 10" dia. semi-pneumatic rubber tires for easy handling
- 41"-50.5" height range
- Large trailer contact pad
- Capacity: 100 000 lbs.
- **Only one required per trailer**

Model No. KH791
Price/Each \$



Trailer Stabilizing Jacks

- Keeps tractorless trailers leveled while being loaded or unloaded
- Prevents accidents if wheel support collapses
- Stabilizes vehicle against load shifts
- Lowered height: 39 1/2"
- Raised height: 51"
- Removeable 37 1/2" positioning and ratcheting handle
- 8" dia support pad
- 8" wheels
- 100 000 lbs. supporting capacity each and 40 000 lbs lifting capacity
- **1 year warranty**
- **Recommended use in pairs**

Model No. KH777
Price/Each: \$



Auto Stand Plus

- Heavy gauge steel construction
- Gas activated, self-levelling system
- Ergonomic lever action to safely pin, removing the need to bend over
- 16" dia. semi-pneumatic wheels allow for easy outdoor manoeuvring
- Large base pad: 17" x 18 1/2"
- Large trailer contact pad
- Capacity: 100 000 lbs.
- **Only one required per trailer**

Model No. ML786
Price/Each \$



Aluminum Decking/Shoring Beams

- For 96" and 102" trailers
- Made from extruded high strength aluminum
- Designed to give maximum strength at the least possible weight
- Keyhole slot allows the beams to be hung and stored in the trailer out of the way when they are not in use
- Decking/Vertical Rating: 2000 lbs. uniformly distributed working load limit
- Head assemblies are all steel, zinc-plated and tapered for ease of operation
- Shoring/Horizontal Rating: 2000 lbs. uniformly distributed working load limit
- Comes standard with Kinedyne's patented "Kwik Latch" beam head release mechanism, for safe and quick beam deployment

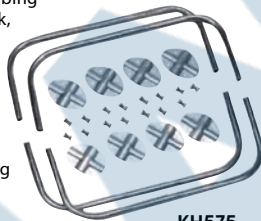
Note: Working load limits are 1/3 of the ultimate breaking strength.

Model No. ND360
Mfg. No. FE8066-3
Price/Each \$



Saf-T-Lok Bars

- Designed for economy and ease of operation
- Constructed with high strength industrial round tubing
- Easy to close and lock with its heavy-duty steel rack, handle and cast aluminum housing
- Replaceable molded pivoting rubber feet, 2" x 4" that grip firmly to trailer walls
- Easy to open trigger release
- Adjusts from 90" to 105"
- Optional cargo hoop set, two hoops, which bolts quickly and easily to provide greater area of holding surfaces (installation hardware included)
- Available in either steel or aluminum versions
- Extra long steel version is available upon request



KH575



KH574




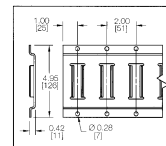
Model No.	Mfg. No.	Description	Wt. lbs.	Price /Each
ND698	10085	Steel Saf-T-Lok Bar	11.4	
KH574	10088	Aluminum Saf-T-Lok Bar	17	
KH575	10096	Cargo Hoop Set	15	

Logistic Tracks

SERIES E TRACK HORIZONTAL

- Material: High strength 12-gauge steel
- Minimum Yield: 43 000 PSI
- Finished: Galvanized
- Weight: 16.2 lb.
- Length: 10 ft.

Model No. ND359
Mfg. No. 43001
Price/Each \$



Warning:

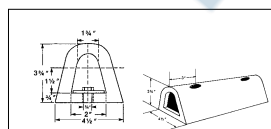
Welding galvanized material may form toxic fumes. Welding should be done with adequate ventilation.

Extruded Rubber Dock Fenders

D-4 DOCK FENDERS

- Guard against damaging impact
- Made of age, weather and abrasion-resistant synthetic rubber
- Easy to install and the trim appearance makes them well suited for use on trucks and truck docks
- Half oval shape allows radius to widen upon impact creating better deflection
- Easily installed manually or by power tools
- Hardware is concealed when installation is complete

Note: All given dimensions are nominal and may vary an average of 5% in manufacturing process.



Diagonal



Horizontal



Vertical


MOUNTING D-4 DOCK FENDERS

On Wood: Use 1/2" Lag Screws

On Concrete: Use 1/2" Self-Drilling Fasteners

On Steel: Weld 1/2" Studs on Centers as Required

In all cases, a drilled metal bar 3/16" x 1 1/2" should be inserted in the bore of the fender to act as a continuous washer.



Mounting Bar



Dimensions			Anchor Holes	Approx. Wt. lbs.	Fender Drilled Model No.	Fender Price /Each	Mounting Bar Drilled Model No.	Mounting Bar Price /Each
W"	H"	L"						
4 1/2	x 3 3/4	x 12	2 req., 6"*	4	KH658		KH662	
4 1/2	x 3 3/4	x 18	2 req., 12"*	6	KH659		KH663	
4 1/2	x 3 3/4	x 24	2 req., 18"*	9	KH660		KH664	
4 1/2	x 3 3/4	x 36	3 req., 15"*	11	KH661		KH665	

* Between holes