





F.O.B. VAUDREUIL, QC. ITEMS ON THIS PAGE ARE MADE TO ORDER AND ARE NON-RETURNABLE

Spreader Beam

- Comes standard with lifting shackles
- Custom lengths and capacities available



LU096

MuscleMate

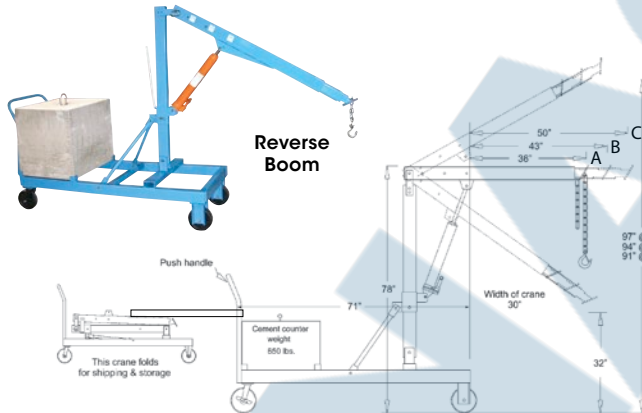
Model No.	Capacity	Spreader Type	Dimensions to Hook'	Price /Each
LU080	1000 lbs (0.5 tons)	Fixed	4	
LU081	1000 lbs (0.5 tons)	Fixed	6	
LU082	1000 lbs (0.5 tons)	Fixed	8	
LU083	1000 lbs (0.5 tons)	Fixed	10	
LU084	2000 lbs (1 ton)	Fixed	4	
LU085	2000 lbs (1 ton)	Fixed	6	
LU086	2000 lbs (1 ton)	Fixed	8	
LU087	2000 lbs (1 ton)	Fixed	10	
LU088	4000 lbs. (2 tons)	Fixed	4	
LU089	4000 lbs. (2 tons)	Fixed	6	
LU090	4000 lbs (2 tons)	Fixed	8	
LU091	4000 lbs (2 tons)	Fixed	10	
LU092	10 000 lbs. (5 tons)	Fixed	4	
LU093	10 000 lbs. (5 tons)	Fixed	6	
LU094	10 000 lbs. (5 tons)	Fixed	8	
LU095	10 000 lbs. (5 tons)	Fixed	10	

Model No.	Capacity	Spreader Type	Hook to Hook		Price /Each
			Min	Max	
LU096	1000 lbs (0.5 tons)	Adjustable	3.5'	6'	
LU097	1000 lbs (0.5 tons)	Adjustable	4'	8'	
LU098	1000 lbs (0.5 tons)	Adjustable	5'	10'	
LU099	1000 lbs (0.5 tons)	Adjustable	6'	12'	
LU101	2000 lbs (1 ton)	Adjustable	4'	8'	
LU102	2000 lbs (1 ton)	Adjustable	5'	10'	
LU103	2000 lbs (1 ton)	Adjustable	6'	12'	
LU104	4000 lbs. (2 tons)	Adjustable	4'	6'	
LU105	4000 lbs. (2 tons)	Adjustable	4'	8'	
LU106	4000 lbs. (2 tons)	Adjustable	5'	10'	
LU107	4000 lbs (2 tons)	Adjustable	6'	12'	
LU108	10 000 lbs. (5 tons)	Adjustable	4'	8'	
LU109	10 000 lbs. (5 tons)	Adjustable	5'	10'	
LU110	10 000 lbs. (5 tons)	Adjustable	6'	12'	

Floor Cranes

MuscleMate

MuscleMate

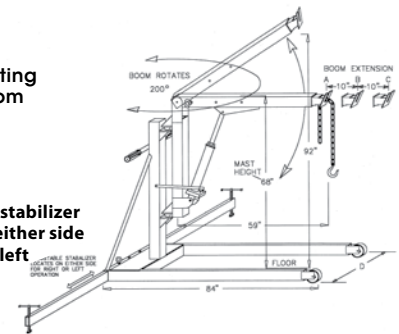


Reverse Boom



Rotating Boom

Adjustable stabilizer locates on either side for right or left operation



REVERSE BOOM

- Counter weight design allows you to place the crane close to the item being lifted without obstruction by the legs on regular floor crane models
- Reaches over machinery or loading docks easily
- Useful for supplying materials to production areas that are not serviced by overhead cranes
- Equipped with roller bearing wheels, swivel wheel foot brakes, manual pump, adjustable chain and hook, safety pins, push handle and counterweight

ROTATING BOOM

- Move your load to either side quickly and safely
- Adjustable outrigger provides stability for side loading
- Allows you to swing the boom 200° to either side while holding a full load
- Useful in tight work spaces where the crane itself cannot be turned

Note: Outrigger extends to one side at a time. Do not swing the boom to the opposite side of the outrigger. This crane is equipped with heavy-duty roller bearing wheels, manual pump, adjustable chain and hook, safety pins and guide handle.

Model No.	Boom Capacity lbs.			Counterweight lbs.	Width"	Wt. lbs.	Price /Each
	A	B	C				
LA793*	1000	770	650	650	30	1050	
LA794*	2000	1280	1000	1300	30	1750	
LA795	3000	2000	1500	1950	30	2450	

LA838 Replacement Hydraulic Pump for LA793 and LA794

Model No.	Boom Capacity lbs.			Width"	Wheel Dia. "		Wt. lbs.	Price /Each
	A	B	C		Front	Rear		
LA796	1000	770	320	36	5	4	450	
LA797	2000	1280	520	36	5	4	550	
LA798	3000	1500	800	40	8	6	690	

LA838 Replacement Hydraulic Pump for LA796 and LA797

DIMENSIONS

Boom Reach"			Lift Clearance"	
A	B	C	Min.	Max.
36	43	50	32	91 @ 36 - 94 @ 43 - 97 @ 50

*Shipped knocked down

DIMENSIONS

Boom Reach"			Lift Clearance"	
A	B	C	Min.	Max.
59	69	79	68	92